

The Goblin fall arrester represents a monumental step forward in safety for workers who rely on fall arrest systems for work at heights. To be used on semi-static ropes ranging from 10-11 mm. The innovative cam creates perfectly smooth action on the rope whether it is being used to ascend or descend the line. Performance can be further increased by using the Rope Surfer device. Impact on the rope is reduced to the minimum thanks to the specially designed locking mechanism that lowers the fall arrest force (the force transferred to the body in the event of a fall) by half compared to other devices and locks the rope along a long axis, rather than pinching it aggressively with a toothed cam. Switching to ascension mode is accomplished with the simple push of a button on the back of the device. Hot forged stainless steel cam and locking components combine with a robust aluminum alloy body for exceptional durability over time.

Standards:

- EN 12841A/B for use in rope access as a backup device for the safety line or as an ascender for the working line for workers up to 120 kg; it can also be used for rope access rescue up to 200 kg;
- EN 353-2 for use as a fall arrester for workers up to 120 kg, with certified ropes;
- ANSI Z359.1 for use as a fall arrester for workers up to 136 kg / 300 lbs, certified with Lithium 11 mm rope with fixed end loops.

ROPE FALL ARRESTER

RESCUE USE 200 KG

VERY LOW FALL-ARREST FORCE

LIMITED CLEARANCE DISTANCE

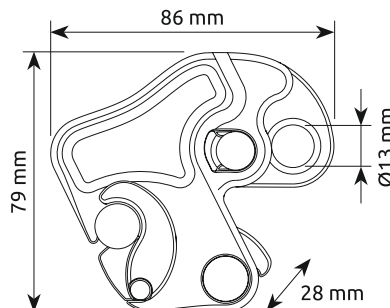


GOBLIN BLACK
099909



Fall arrest mode


Ascender mode

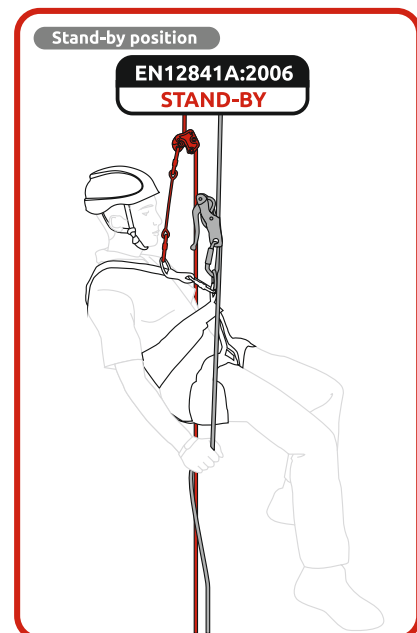
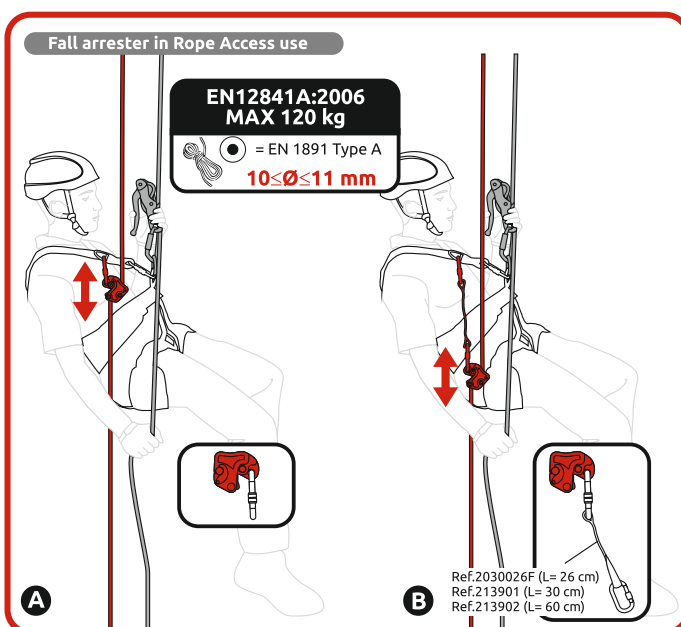
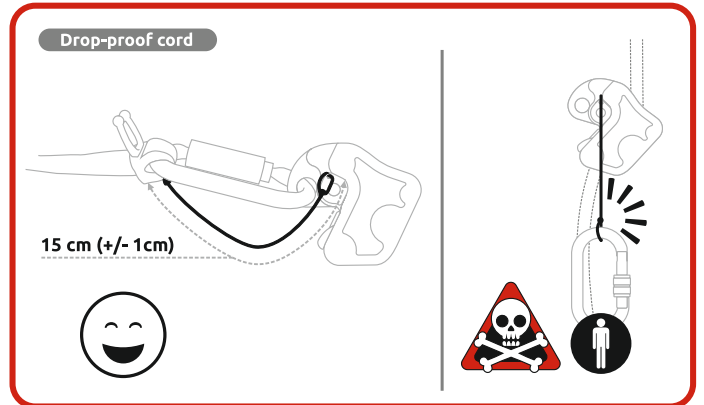
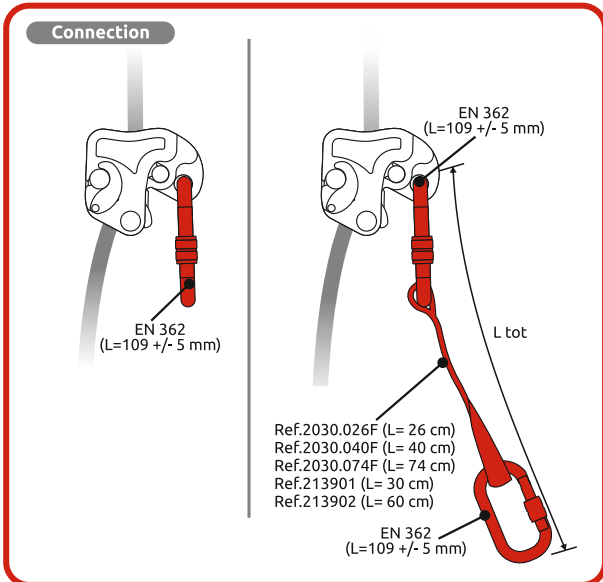
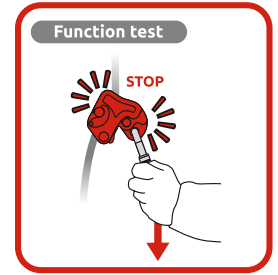
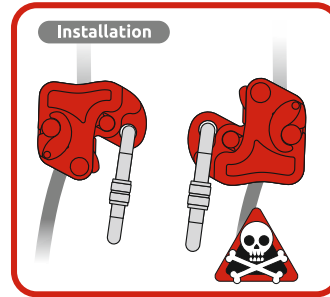
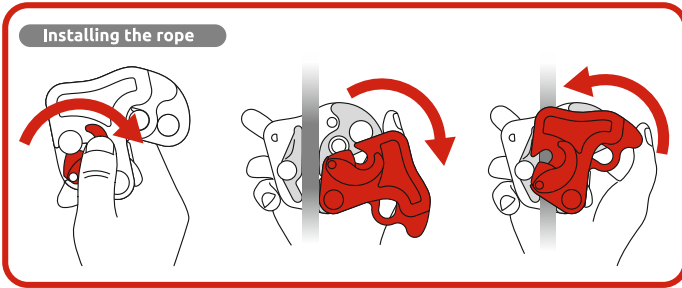


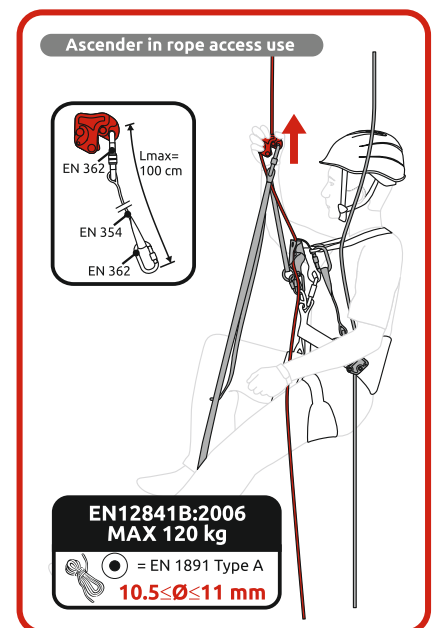
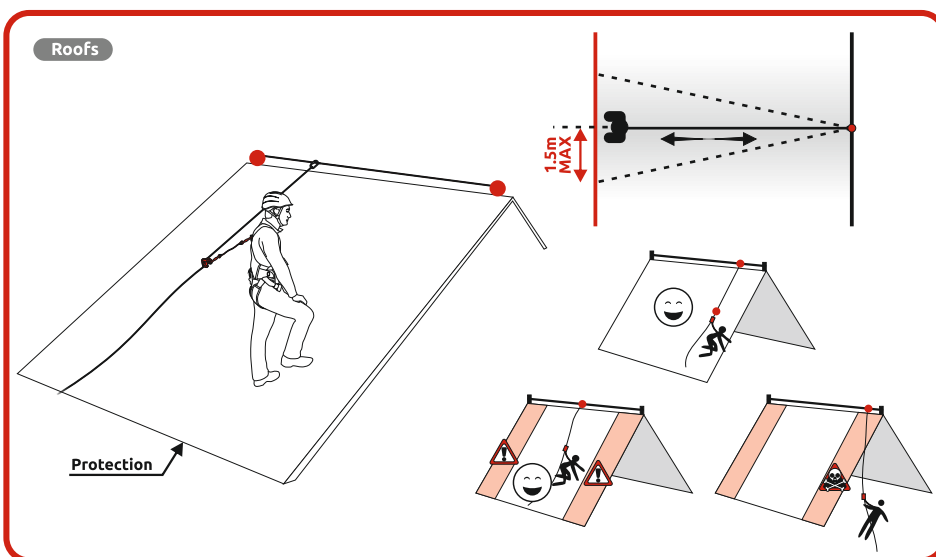
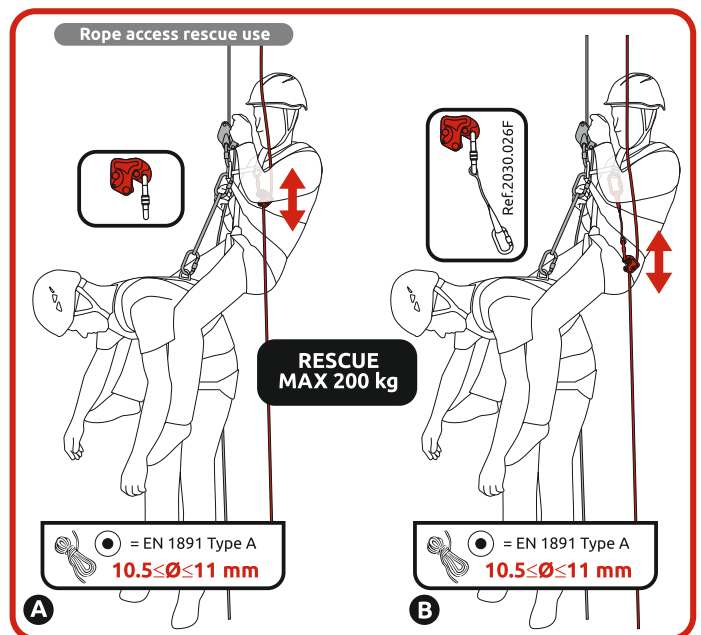
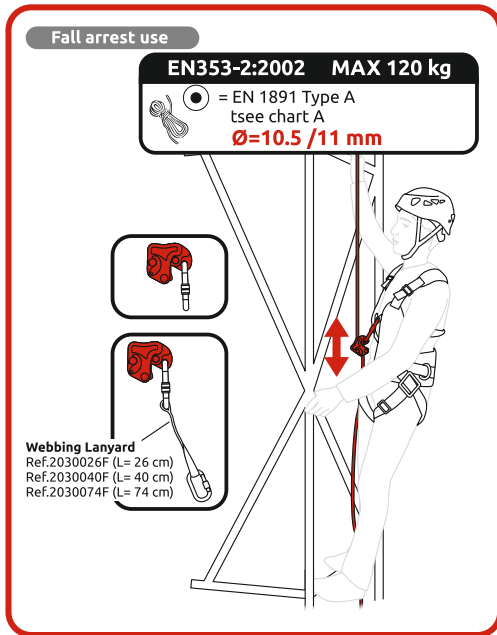
Rope insertion

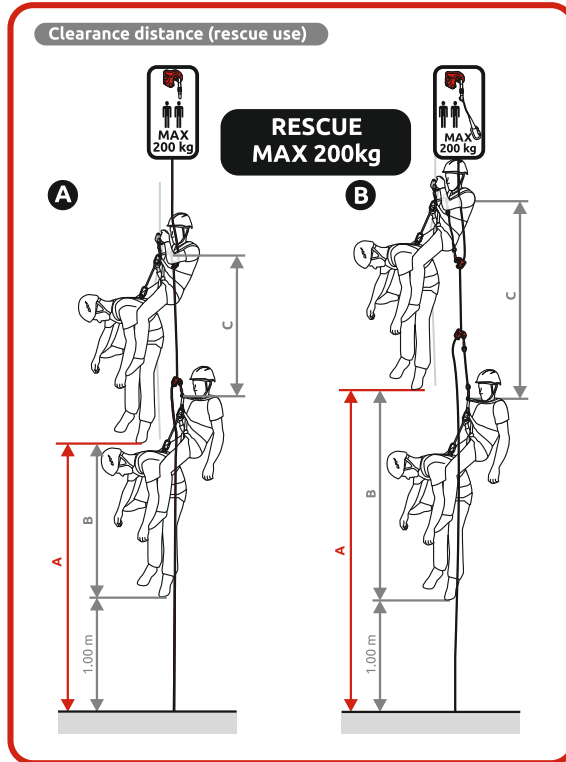
Ref.	Product name	Weight		Breaking load	Rope diameter		CE		Rescue use	ANSI	EAC
		g	oz		kN	Min - mm	Max - mm	EN 12841/A-B			
0999	GOBLIN	280	9.9	15	10	11	•	•	Max 200 kg	•	•
099909	GOBLIN BLACK										

- ❶ Locking lever made of precision casted stainless steel. Movement of the lever is perfectly free because no spring is assembled inside: this feature allows smooth action on the rope avoiding any unwanted locking of the device.
- ❷ Actioning lever made of precision casted stainless steel. The attachment hole is in this lever. When ascending and descending the lever does not touch the rope. In case of fall, it touches the rope, actioning the locking lever immediately.
- ❸ Counter part of locking lever. Made of precision casted stainless steel. The rope is smoothly grabbed between locking lever and counter-part. Both surfaces are made without any teeth or rough part, preventing any rope damage or quick wear-and-tear.
- ❹ Backstop part for locking lever. It stops the lever avoiding it to grab the rope too much. It allows to stop a fall in a limited distance, keeping the fall-arrest force below 6 kN.
- ❺ Pulley. It improves rope sliding.
- ❻ Mobile flange. Made of hot forged aluminium alloy. Anodized. Much stronger than normal blanked and bent flanges.
- ❼ Fixed flange. Made of hot forged aluminium alloy. Anodized. Much stronger than normal blanked and bent flanges.
- ❽ Back button. By means of a cylinder and a spring, it allows to lock/unlock the action lever, thus changing the device from fall arrester to ascender modes.
- ❾ Opening button. Easy to open and close for rope insertion.
- ❿ Hole for connector (d.13mm).
- ⓫ Hole to insert a cord for securing the device, preventing it from falling.
- ⓬ All the axles are made of stainless steel, by automatic turning. High strength riveting.

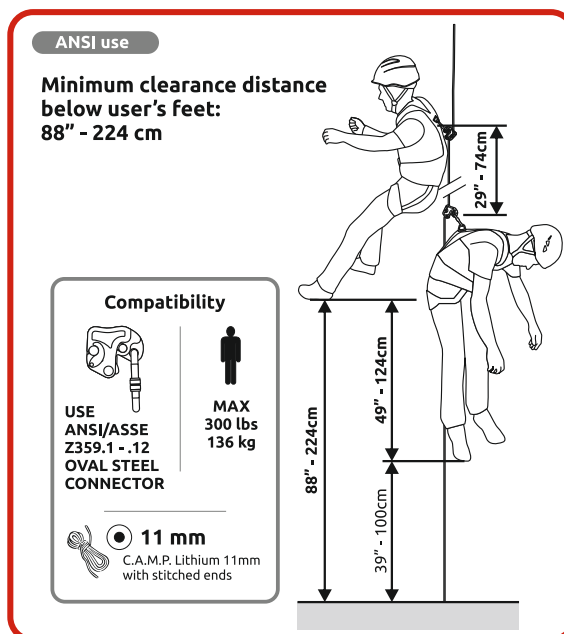


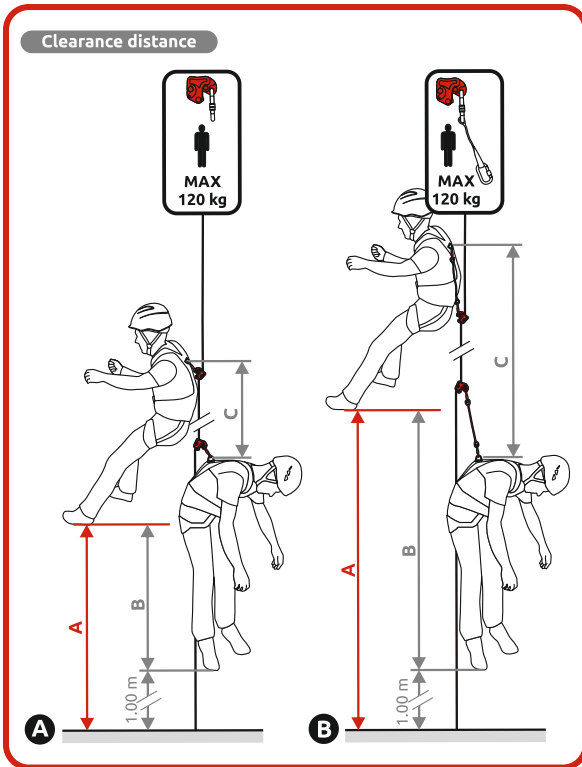






B	CERTIFIED CONFIGURATIONS	CERTIFIED ROPES	MAX WEIGHT	CLEARANCE	FIGURE
	Connector	EN1891A 10<=D<=11 mm	200 kg	A= 2.40 m B= 1.40 m C= 0.90 m	12a
	Lanyard 26cm 2030026F Total length 46cm	EN1891A 10.5<=D<=11 mm	200 kg	A= 3.80 m B= 2.80 m C= 2.30 m	12b





A	EUROPEAN STANDARD	CERTIFIED CONFIGURATIONS	CERTIFIED ROPES	MAX WEIGHT	CLEARANCE	FIGURE
	EN12841/A	Connector	EN1891A 10<=D<=11 mm	120 kg	A= 1.95 m B= 0.95 m C= 0.45 m	10a
		Webbing Lanyard 26 cm 2030026F Total length 46 cm	EN1891A 10<=D<=11 mm	120 kg	A= 3.10 m B= 2.10 m C= 1.60 m	10b
		Goblin Rope Lanyard 30 cm 2130901 Total length 50 cm	EN1891A 10<=D<=11 mm	120 kg	A= 3.20 m B= 2.20 m C= 1.70 m	10b
		Goblin Rope Lanyard 60 cm 2130902 Total length 80 cm	EN1891A 10<=D<=11 mm	120 kg	A= 4.10 m B= 3.10 m C= 2.60 m	10b

A	EUROPEAN STANDARD	CERTIFIED CONFIGURATIONS	CERTIFIED ROPES	MAX WEIGHT	CLEARANCE	FIGURE
	EN353-2	Connector	C.A.M.P. Lithium 11 mm KORDA'S Titania 11 mm	120 kg	A= 1.90 m B= 0.90 m C= 0.40 m	10a
			C.A.M.P. Iridium 11 mm	120 kg	A= 1.95 m B= 0.95 m C= 0.45 m	
			C.A.M.P. Iridium 10.5 mm KORDA'S Lluisa 10.5 mm	120 kg	A= 2.00 m B= 1.00 m C= 0.50 m	
			C.A.M.P. Lithium 10.5 mm	120 kg	A= 2.05 m B= 1.05 m C= 0.55 m	
			KORDA'S Stark 10.5 mm Beal Industrie 11 mm	120 kg	A= 2.10 m B= 1.10 m C= 0.60 m	
			BEAL Contract 10.5 mm	120 kg	A= 2.20 m B= 1.20 m C= 0.70 m	

A	EUROPEAN STANDARD	CERTIFIED CONFIGURATIONS	CERTIFIED ROPES	MAX WEIGHT	CLEARANCE	FIGURE
	EN353-2	Lanyard 26cm 2030026F Total length 46cm	BEAL Industrie 11 mm	120 kg	A= 2.90 m B= 1.90 m C= 1.40 m	10b
			C.A.M.P. Lithium 11 mm KORDA'S Titania 11 mm	120 kg	A= 3.00 m B= 2.00 m C= 1.50 m	
			KORDA'S Lluisa 10.5 mm	120 kg	A= 3.05 m B= 2.05 m C= 1.55 m	
			C.A.M.P. Iridium 11 mm	120 kg	A= 3.10 m B= 2.10 m C= 1.60 m	
			C.A.M.P. Lithium 10.5 mm BEAL Contract 10.5 mm	120 kg	A= 3.20 m B= 2.20 m C= 1.70 m	
			C.A.M.P. Iridium 10.5 mm KORDA'S Stark 10.5 mm	120 kg	A= 3.25 m B= 2.25 m C= 1.75 m	

A	EUROPEAN STANDARD	CERTIFIED CONFIGURATIONS	CERTIFIED ROPES	MAX WEIGHT	CLEARANCE	FIGURE
	EN353-2	Lanyard 40cm 2030040F Total length 60cm	KORDA'S Lluisa 10.5 mm	100 kg	A= 3.20 m B= 2.20 m C= 1.70 m	10b
			C.A.M.P. Iridium 11 mm	100 kg	A= 3.25 m B= 2.25 m C= 1.75 m	
			C.A.M.P. Lithium 10.5 mm KORDA'S Titania 11 mm	100 kg	A= 3.30 m B= 2.30 m C= 1.80 m	
			C.A.M.P. Iridium 10.5 mm C.A.M.P. Lithium 11 mm	100 kg	A= 3.40 m B= 2.40 m C= 1.90 m	
			KORDA'S Stark 10.5 mm	100 kg	A= 3.50 m B= 2.50 m C= 2.00 m	
			C.A.M.P. Lithium 11 mm	100 kg	A= 4.10 m B= 3.10 m C= 2.60 m	
		Lanyard 74cm 2030074F Total length 94cm	C.A.M.P. Lithium 10.5 mm	100 kg	A= 4.20 m B= 3.20 m C= 2.70 m	

GOBLIN LANYARD

2030026F 26 cm

2030040F 40 cm

ROPE ACCESS, TOWERS/INDUSTRY, ROOFS, TREE CLIMBING, SELF RESCUE

The Goblin Lanyard has been designed to integrate seamlessly with the Goblin by producing the proper distance between the user and the safety line. Available in two lengths: 26 and 40 cm. With the Goblin's low fall arrest force, a separate energy absorber is not required. By inserting the rope into the Rope Surfer, the fluidity of the Goblin during descent is increased even further. The lanyard is designed to be used with two locking steel oval carabiners and includes rubber keepers to help fix the connectors in place to avoid accidental rotations or cross-loading.



Ref.	Product name	Weight		Breaking load kN	CE		EAC
		g	oz		EN 354	EN 795/B	
2030026F	GOBLIN LANYARD 26 cm	45	1.6	22	•	•	•
2030040F	GOBLIN LANYARD 40 cm	55	1.9	22	•	•	•

GOBLIN ROPE LANYARD

213901 30 cm

213902 60 cm

ROPE ACCESS, TREE CLIMBING, SELF RESCUE

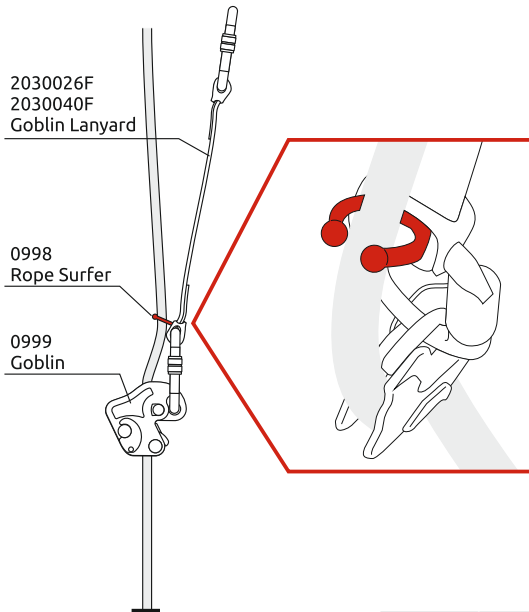
The Goblin Rope Lanyard is designed to be used in conjunction with the Goblin backup device in rope access EN 12841/A use, with semistatic ropes ranging from 10-11 mm. Constructed from 11 mm dynamic rope for excellent handling. 30 and 60 cm versions (not including connectors) for optimal freedom of movement. Equipped with our Rope Surfer system for fluid descents. In the event of a fall, the Rope Surfer automatically detaches from the rope and the Goblin arrests the fall immediately. Designed to be used with two locking steel oval carabiners and includes rubber keepers to help fix the connectors in place to avoid accidental rotations or cross-loading.



Ref.	Product name	Weight		Breaking load kN	CE		EAC
		g	oz		EN 354	EN 795/B	
213901	GOBLIN ROPE LANYARD 30 cm	70	2.5	22	•	•	•
213902	GOBLIN ROPE LANYARD 60 cm	90	3.2	22	•	•	•

GOBLIN ROPE SURFER 0998 Kit 5 pcs

This small piece of plastic marks a revolution in the functionality of rope fall arresters. The system keeps the rope in line with the device during descent by clipping the Surfer onto the rope above the device. In the event of a fall, the Rope Surfer immediately disengages and the Goblin arrests the fall. Pre-assembled on all Goblin Lanyards or sold separately in packs of 5 pcs.



Ref.	Product name	Weight	
		g	oz
0998	GOBLIN ROPE SURFER KIT 5 PCS	13	0.5

GOBLIN KIT CARABINER 099901 0999 + 1455

ROPE ACCESS, TOWERS/INDUSTRY, ROOFS, TREE CLIMBING, SELF RESCUE

Goblin fall arrester supplied with steel oval locking carabiner.



Ref.	Product name	Weight	
		g	oz
099901	GOBLIN KIT 0999 + 1455	460	16.2

Ref. 0999xx

ROPE ACCESS, TREE CLIMBING, TOWERS/INDUSTRY, TEAM RESCUE

GOBLIN KIT LANYARD

099905 0999 + 2x0981 + 2030026F

099906 0999 + 2x1455 + 2030026F

099907 0999 + 2x0981 + 2030040F

099908 0999 + 2x1455 + 2030040F

Goblin fall arrester supplied with Goblin Lanyard and two steel carabiners (not assembled).



Ref.	Product name	Weight	
		g	oz
099905	GOBLIN KIT 0999 + 2x0981 + 2030026F	655	23.1
099906	GOBLIN KIT 0999 + 2x1455 + 2030026F	685	24.2
099907	GOBLIN KIT 0999 + 2x0981 + 2030040F	665	23.5
099908	GOBLIN KIT 0999 + 2x1455 + 2030040F	695	24.5

GOBLIN KIT ROPE

099915 0999 + 2810A010C + 2x0981 + 2030026F

099916 0999 + 2811A010C + 2x1455 + 2030026F

099917 0999 + 2811A010C + 2x0981 + 2030040F

099918 0999 + 2811A010C + 2x1455 + 2030040F

Goblin fall arrester supplied with semistatic rope with stitched loops on the ends, Goblin Lanyard and two steel carabiners (not assembled).



Ref.	Product name	Weight	
		g	oz
099915	GOBLIN KIT 0999 + 2810A010C + 2x0981 + 2030026F	1460	51.5
099916	GOBLIN KIT 0999 + 2811A010C + 2x1455 + 2030026F	1690	59.7
099917	GOBLIN KIT 0999 + 2811A010C + 2x0981 + 2030040F	1640	57.9
099918	GOBLIN KIT 0999 + 2811A010C + 2x1455 + 2030040F	1700	60.0